



*stay connected*

## | Connection technology for field bus systems



| Cube67  
System cables  
Accessories

| Field bus cables  
Cables  
Connectors  
Accessories

| 7/8" Round plug connectors  
Cables  
Connectors  
Accessories

## Ordering system

### Variable product structure

Our new concept for your individual, custom-oriented application solution. We re-structured our connector line and made it a modular system.

## The new modular product program

Example: For your application you need the following M12 extension cable:

- M12 male straight to M12 female 90°, 4-pole (form)
- with a halogen-free PUR-cable, UL/CSA-listed to DESINA®-norm in yellow (cable type/jacket color)
- in 2 m cable length

## How do you get to your ordering number?

It's just 3 easy steps:

**1 Form**

The correct form is **40121**

- M12 male straight to M12 female 90°C, 4-pole

**2 Cable type/jacket color**

The right cable for your application in your requested jacket color:  
e.g. cable type 3 in yellow **034**

- halogeen-free PUR-cable with UL/CSA-listed to DESINA® norm in yellow

**3 Cable length**

The required cable length, e.g. 2 m **0200**

- 2 m cable length

**Your article number**

adds up to the following:  
**7000-40121-034 0200**

1
2
3

### Round plug connector M12

Connection cable M12 - M12

Male straight      Female 90°

Approvals:

1 Form	No. 40101	40121	40141
Suppression/Circuit diagram	3-pole	4-pole	5-pole
Diagram			
Contact layout	Male Female	Male Female	Male Female
Diagram			

2 Cable type	Jacket color			Jacket color			Jacket color		
Wire diameter 0.34 mm	yellow	gray	black	yellow	gray	black	yellow	gray	black
PVC	013	213	613	014	214	614	015	215	615
PUR/PVC	023	223	623	024	224	624	025	225	625
PUR (UL/CSA-listed)	033	233	633	034	234	634	035	235	635
Suitable for robot cable (marked)	053	253	653	054	254	654	055	255	655

3 Cable length	
0.3 m	0030
0.6 m	0060
1.0 m	0100
1.5 m	0150
2.0 m	0200

Your article no. 7 0 0 0 - - - -

The composition of your article number is explained on page 1.1.2

Murrelektronik Standard

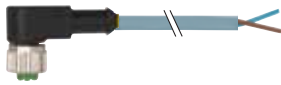
1 Form      2 Cable type      3 Cable length

Notes: Accessories and technical data in chapter 1.10. Further cable lengths on request.

1.3.27

The resulting part number also is the ordering number for your round plug connector. If you also need 0.6 m, 1.0 m or 1.5 m length of this part you just adjust the last 4 digits of the part number.

## Cube67



**Round plug connector**  
male/female

**M12**  
with open ended wires  
connection cables



Accessories

terminator  
T-coupler  
switch cabinet entry system



from page 5

## Bus cable



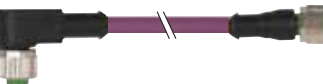
**Round plug connector**  
male/female  
shielded

**M12**  
with open ended wires  
field-wireable  
connection cables



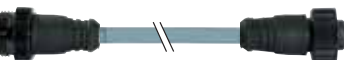
Accessories

terminator  
T-coupler  
switch cabinet entry system



**Round plug connector**  
female

**7/8"**  
straight  
shielded




**Round plug connector**  
male/female

**7/8"**  
straight/straight  
shielded



from page 9



**Plug connector**  
male/female  
LWL/CU

**Han-Brid®**  
connection cables

Accessories  
Application for:

terminator  
DESINA®



Han-Brid® is a registered trademark of HARTING KGaA

from page 26

## Cable for MASI67 converter

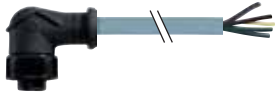


**Round plug connector**  
male/female

**M12**  
connection cables

from page 27

## With open ended wires



**Round plug connector**  
female

**7/8"**  
straight/90°  
unshielded

from page 28

## Field-wireable

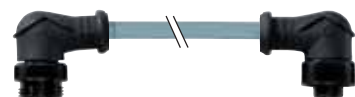


**Round plug connector**  
male/female

**7/8"**  
straight/90°  
unshielded

from page 29

## Connection cables



**Round plug connector**  
male  
straight/90°  
unshielded

**7/8"**  
female  
straight/90°  
unshielded



Accessories

**7/8"**  
T-coupler



Power distributor PD4

from page 33

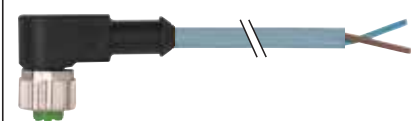
# Round plug connector

Cube67  
M12  
with open ended wires  
external actuator supply

female  
straight



female  
90°



<b>1</b>	<b>Form</b>	<b>No.</b>	<b>15001</b>	<b>15021</b>
	<b>Suppression</b>	<b>2-pole</b>		<b>2-pole</b>
	<b>Circuit diagram</b>			
<b>Contact layout</b>				
<b>2</b>	<b>Cable type</b>	<b>Jacket color</b>		<b>Jacket color</b>
	<b>Wire diameter 0.5 mm<sup>2</sup></b> PUR, robot cable, UL/CSA-listed		<b>gray</b> <b>414</b>	<b>gray</b> <b>414</b>
<b>3</b>	<b>Cable length</b>			
	1.5 m	<b>0150</b>		
	3.0 m	<b>0300</b>		
	5.0 m	<b>0500</b>		
	7.5 m	<b>0750</b>		
	10.0 m	<b>1000</b>		
<b>Your article no.</b>				
The composition of your article number is explained on page 2	<div style="display: flex; align-items: center; justify-content: center;"> <div style="border: 1px solid gray; padding: 5px; margin-right: 10px;"> <b>7 0 0 0</b> Murrelektronik Standard         </div> <span style="margin: 0 10px;">-</span> <div style="border: 1px solid gray; width: 100px; height: 40px; margin-right: 10px;"></div> <span style="margin: 0 10px;">-</span> <div style="border: 1px solid gray; width: 100px; height: 40px; margin-right: 10px;"></div> <div style="border: 1px solid gray; width: 100px; height: 40px;"></div> </div>			
	<b>1</b>	<b>Form</b>	<b>2</b>	<b>Cable type</b>
	<b>3</b>	<b>Cable length</b>		
<b>Notes</b>				
Further cable lengths on request.				

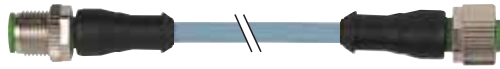
# Round plug connector

Cube67

M12 - M12  
connection cables

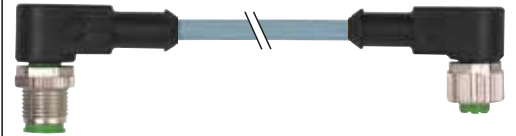
external actuator supply

male  
straight



female  
straight

male  
90°



female  
90°

<b>1</b>	<b>Form</b>	<b>No. 46001</b>	<b>46021</b>
	<b>Suppression Circuit diagram</b>	<p style="text-align: center;">2-pole</p>	
<b>Contact layout</b>	<p style="text-align: center;">male      female</p>		<p style="text-align: center;">male      female</p>
<b>2</b>	<b>Cable type</b>	<b>Jacket color</b>	
	<p><b>Wire diameter 0.5 mm<sup>2</sup></b> PUR. robot cable, UL/CSA-listed</p>	<p style="text-align: center;">gray 414</p>	
<b>3</b>	<b>Cable length</b>		
	<p>0.3 m      <b>0030</b> 0.6 m      <b>0060</b> 1.0 m      <b>0100</b> 1.5 m      <b>0150</b> 2.0 m      <b>0200</b></p>		
<b>Your article no.</b>			
<p>The composition of your article number is explained on page 2</p>	<p style="text-align: center;"> <span style="border: 1px solid black; padding: 2px;">7 0 0 0</span> - <span style="border: 1px solid black; padding: 2px;">- - - -</span> - <span style="border: 1px solid black; padding: 2px;">- - - -</span> - <span style="border: 1px solid black; padding: 2px;">- - - -</span> </p> <p style="text-align: center;"><b>Murrelektronik Standard</b></p>		
<b>Notes</b>			
	<b>1</b>	<b>Form</b>	<b>2</b>
		<b>Cable type</b>	<b>3</b>
			<b>Cable length</b>
Further cable lengths on request.			

# Round plug connector

Cube67

M12 - M12  
connection cables

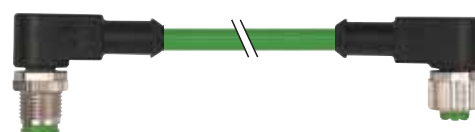
Hybrid cable for  
communication and supply

male  
straight, shielded

female  
straight, shield.

male  
90°, shielded

female  
90°, shielded



<b>1</b>	<b>Form</b>	<b>No.</b>	<b>46041</b>	<b>46061</b>
----------	-------------	------------	--------------	--------------

<b>Suppression</b>	<b>6-pole</b>	<b>6-pole</b>
--------------------	---------------	---------------

<b>Circuit diagram</b>		
------------------------	--	--

<b>Contact layout</b>		
-----------------------	--	--

<b>2</b>	<b>Cable type</b>	<b>Jacket color</b>	<b>Jacket color</b>
----------	-------------------	---------------------	---------------------

<b>4 x 0.5 + 2 x 0.25 mm<sup>2</sup></b> PUR, robot cable, UL/CSA-listed	<b>green</b>	<b>green</b>
	<b>802</b>	<b>802</b>

<b>3</b>	<b>Cable length</b>
----------	---------------------

0.15 m	<b>0015</b>
0.3 m	<b>0030</b>
0.6 m	<b>0060</b>
1.0 m	<b>0100</b>
1.5 m	<b>0150</b>
2.0 m	<b>0200</b>

<b>Your article no.</b>
-------------------------

The composition of your article number is explained on page 2	<b>7 0 0 0</b> - [ ] - [ ] - [ ]
	<b>Murrelektronik Standard</b>

<b>1</b>	<b>Form</b>	<b>2</b>	<b>Cable type</b>	<b>3</b>	<b>Cable length</b>
----------	-------------	----------	-------------------	----------	---------------------

<b>Notes</b>	Further cable lengths on request.
--------------	-----------------------------------

Description	Art.-No.
 <p><b>Cube67 T-coupler M12/M12, male/female</b> straight, A-coded, 6-pole, shielded</p>	7000-46101-000 0000
 <p><b>Cube67 terminator M12</b> straight, A-coded, 6-pole</p>	7000-15041-000 0000
 <p><b>Cube67 switch cabinet entry system M12</b> straight, A-coded, 6-pole, shielded</p>	7000-46111-000 0000



# Round plug connector

Field bus cables

M12  
with open ended wires

B-coded



male  
straight, shielded



male  
90°, shielded



<b>1</b>	<b>Form</b>	<b>No.</b>	<b>1 4 0 5 1</b>	<b>1 4 0 8 1</b>
	<b>Suppression/Circuit diagram</b>		<b>3-pole</b>	<b>3-pole</b>
<b>Contact layout</b>				
<b>2</b>	<b>Cable type</b>	<b>Jacket color</b>		<b>Jacket color</b>
	Wire diameter 0.64 mm <sup>2</sup> PUR, suitable for drag chains	violet	840	violet
		840	840	
<b>3</b>	<b>Cable length</b>			
	1.5 m	0150		
	3.0 m	0300		
	5.0 m	0500		
	7.5 m	0750		
	10.0 m	1000		
<b>Your article no.</b>				
The composition of your article number is explained on page 2		<div style="display: flex; align-items: center; gap: 10px;"> <div style="border: 1px solid gray; padding: 5px; text-align: center;">7 0 0 0</div> <span>-</span> <div style="border: 1px solid gray; width: 100px; height: 30px; margin: 0 auto;"></div> <span>-</span> <div style="border: 1px solid gray; width: 100px; height: 30px; margin: 0 auto;"></div> <div style="border: 1px solid gray; width: 100px; height: 30px; margin: 0 auto;"></div> </div> <p style="margin-top: 5px;">Murrelektronik Standard</p>		
		<b>1</b>	<b>Form</b>	<b>2</b>
		<b>2</b>	<b>Cable type</b>	<b>3</b>
		<b>3</b>	<b>Cable length</b>	
<b>Notes</b>				
Further cable lengths on request.				

# Round plug connector

Field bus cables

M12  
with open ended wires


B-coded



female  
straight, shielded



female  
90°, shielded



1	Form	No.	1 4 0 6 1	1 4 0 7 1
	Suppression/Circuit diagram		3-pole	3-pole
	Contact layout			
2	Cable type	Jacket color	Jacket color	
	Wire diameter 0.64 mm <sup>2</sup> PUR, suitable for drag chains	violet 840	violet 840	
3	Cable length			
	1.5 m	0150		
	3.0 m	0300		
	5.0 m	0500		
	7.5 m	0750		
	10.0 m	1000		
	Your article no.			
	The composition of your article number is explained on page 2	<div style="display: flex; align-items: center; gap: 10px;"> <div style="border: 1px solid black; padding: 5px; text-align: center;">7 0 0 0</div> <span>-</span> <div style="border: 1px solid black; padding: 5px; text-align: center;">- - - -</div> <span>-</span> <div style="border: 1px solid black; padding: 5px; text-align: center;">- - - -</div> <div style="border: 1px solid black; padding: 5px; text-align: center;">- - - -</div> </div> <p>Murrelektronik Standard</p>		
			1 Form	2 Cable type
				3 Cable length
Notes	Further cable lengths on request.			

# Round plug connector

Field bus cables

M12 - M12  
connection cables

B-coded



male  
straight, shielded

female  
straight, shield.

male  
90°, shielded

female  
90°, shielded



1	<b>Form</b>	<b>No. 4 4 0 0 1</b>	<b>4 4 0 2 1</b>
	<b>Suppression/Circuit diagram</b>	3-pole	3-pole
	<b>Contact layout</b>		
2	<b>Cable type</b>	<b>Jacket color</b>	<b>Jacket color</b>
	Wire diameter 0.64 mm <sup>2</sup> PUR, suitable for drag chains	violet 840	violet 840
3	<b>Cable length</b>		
	1.5 m	0150	
	3.0 m	0300	
	5.0 m	0500	
	7.5 m	0750	
	10.0 m	1000	
<b>Your article no.</b>	<div style="display: flex; align-items: center; gap: 10px;"> <div style="border: 1px solid black; padding: 5px; text-align: center;"> <b>7 0 0 0</b> Murrelektronik Standard         </div> <span>-</span> <div style="border: 1px solid black; width: 60px; height: 30px; display: flex; align-items: center; justify-content: center;">             - - - -         </div> <span>-</span> <div style="border: 1px solid black; width: 60px; height: 30px; display: flex; align-items: center; justify-content: center;">             - - - -         </div> <div style="border: 1px solid black; width: 60px; height: 30px; display: flex; align-items: center; justify-content: center;">             - - - -         </div> </div>		
The composition of your article number is explained on page 2	1	2	3
<b>Notes</b>	Further cable lengths on request.		

Description		Art.-No.
	<b>Profibus male M12, field-wireable</b> straight, B-coded, 2-pole, shielded, for wire diameter 6...8 mm	7000-14005-000 0000
	<b>Profibus female M12, field-wireable</b> straight, B-coded, 2-pole, shielded, for wire diameter 6...8 mm	7000-14025-000 0000
	<b>Profibus terminator M12</b> straight, B-coded, 4-pole	7000-14041-000 0000
	<b>Profibus switch cabinet entry system M12</b> straight, B-coded, 5-pole, shielded	7000-44111-000 0000
	<b>Profibus flange plug connector M12, male, pre-wired 0.2 m</b> straight, B-coded, 5-pole	7000-14121-975 0020
	<b>Profibus flange plug connector M12, female, pre-wired 0.2 m</b> straight, B-coded, 5-pole	7000-14161-975 0020
	<b>Profibus-cable, 100 m</b>	7000-0000-840 9999
	<b>Profibus-DP, IP20, bus connector,</b> interface: SUB-D, 9-pole pin	55762

# Round plug connector

Field bus cables

M12  
with open ended wires

DeviceNet  
CANopen

male  
straight, shielded



male  
90°, shielded



<b>1</b>	<b>Form</b>	<b>No.</b>	<b>1 3 1 0 5</b>	<b>1 3 1 2 5</b>
	<b>Suppression/Circuit diagram</b>	5-pole		5-pole
	<b>Contact layout</b>			
<b>2</b>	<b>Cable type</b>	<b>Jacket color</b>	<b>Jacket color</b>	<b>Jacket color</b>
	2 x 0.25 + 2 x 0.34 mm <sup>2</sup> PUR, suitable for drag chains, UL/CSA	violet 803	violet 803	violet 803
<b>3</b>	<b>Cable length</b>			
	1.5 m	0150		
	3.0 m	0300		
	5.0 m	0500		
	7.5 m	0750		
	10.0 m	1000		
	<b>Your article no.</b>			
	The composition of your article number is explained on page 2	<div style="display: flex; align-items: center; gap: 10px;"> <div style="border: 1px solid black; padding: 5px; text-align: center;">7 0 0 0</div> <span>-</span> <div style="border: 1px solid black; width: 60px; height: 30px; margin: 0 auto;"></div> <span>-</span> <div style="border: 1px solid black; width: 60px; height: 30px; margin: 0 auto;"></div> <div style="border: 1px solid black; width: 60px; height: 30px; margin: 0 auto;"></div> </div> <p>Murrelektronik Standard</p>		
		<b>1</b>	<b>Form</b>	<b>2</b>
		<b>2</b>	<b>Cable type</b>	<b>3</b>
		<b>3</b>	<b>Cable length</b>	
<b>Notes</b>	Further cable lengths on request.			

# Round plug connector

Field bus cables

M12  
with open ended wires

DeviceNet  
CANopen

female  
straight, shielded



female  
90°, shielded



<b>1</b>	<b>Form</b>	<b>No.</b>	<b>1 3 2 2 5</b>	<b>1 3 2 5 1</b>
	<b>Suppression/Circuit diagram</b>		5-pole	5-pole
<b>Contact layout</b>				
		female 		female 
<b>2</b>	<b>Cable type</b>		<b>Jacket color</b>	
	2 x 0.25 + 2 x 0.34 mm <sup>2</sup> PUR, suitable for drag chains, UL/CSA		violet	violet
			803	803
<b>3</b>	<b>Cable length</b>			
	1.5 m	0150		
	3.0 m	0300		
	5.0 m	0500		
	7.5 m	0750		
	10.0 m	1000		
<b>Your article no.</b>				
The composition of your article number is explained on page 2		<b>7 0 0 0</b> - <span style="border: 1px solid gray; padding: 2px;">- - - -</span> - <span style="border: 1px solid gray; padding: 2px;">- - -</span> <span style="border: 1px solid gray; padding: 2px;">- - - -</span>		
		Murrelektronik Standard		
		<b>1</b> Form	<b>2</b> Cable type	<b>3</b> Cable length
<b>Notes</b>		Further cable lengths on request.		

# Round plug connector

Field bus cables

M12 - M12  
connection cables

DeviceNet  
CANopen

male  
straight, shielded

female  
straight, shield.

male  
90°, shielded

female  
90°, shielded



1 Form		No.	40531	40551
Suppression/Circuit diagram		5-pole		5-pole
Contact layout				
2 Cable type		Jacket color		Jacket color
2 x 0.25 + 2 x 0.34 mm <sup>2</sup> PUR, suitable for drag chains, UL/CSA		violet 803		violet 803
3 Cable length				
1.5 m		0150		
3.0 m		0300		
5.0 m		0500		
7.5 m		0750		
10.0 m		1000		
Your article no.				
The composition of your article number is explained on page 2				
		1 Form		2 Cable type
				3 Cable length
Notes				
		Further cable lengths on request.		

# Round plug connector

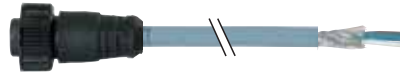
Feldbusleitubng

7/8"  
with open ended wires

DeviceNet


CANopen

female  
straight, shielded



<b>1</b>	<b>Form</b>	<b>No.</b>	<b>78041</b>
----------	-------------	------------	--------------

Suppression	5-pole bus-cable
-------------	---------------------



<b>2</b>	<b>Cable type</b>	<b>Jacket color</b>	
----------	-------------------	---------------------	--

Wire diameter	gray
PVC (Data AWG 18/Power AWG 15)	952

<b>3</b>	<b>Cable length</b>	
----------	---------------------	--

1.5 m	0150
3.0 m	0300
5.0 m	0500
7.5 m	0750
10.0 m	1000

<b>Your article no.</b>	<div style="display: flex; justify-content: space-around; align-items: center;"> <div style="border: 1px solid black; padding: 5px; text-align: center;"> <b>7 0 0 0</b> Murrelektronik Standard             </div> <div style="font-size: 2em;">-</div> <div style="border: 1px solid black; width: 60px; height: 30px; margin: 0 auto;"></div> <div style="font-size: 2em;">-</div> <div style="border: 1px solid black; width: 60px; height: 30px; margin: 0 auto;"></div> <div style="border: 1px solid black; width: 60px; height: 30px; margin: 0 auto;"></div> </div>
-------------------------	--

The composition of your article number is explained on page 2

<b>1</b> Form	<b>2</b> Cable type	<b>3</b> Cable length
---------------	---------------------	-----------------------

<b>Notes</b>	Further cable lengths on request.
--------------	-----------------------------------



# Round plug connector

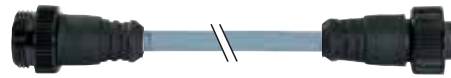
Field bus cables

7/8" - 7/8"  
connection cables

DeviceNet  
CANopen

male  
straight, shielded

female  
straight, shielded



<b>1</b>	<b>Form</b>	<b>No.</b>	<b>50041</b>		
	Suppression	5-pole bus-cable, shielded			
	Circuit diagram				
	Contact layout				
<b>2</b>	<b>Cable type</b>	<b>Jacket color</b>			
	Wire diameter PVC (Data AWG 18/Power AWG 15)	gray 952			
<b>3</b>	<b>Cable length</b>				
	0.3 m	0030			
	0.6 m	0060			
	1.0 m	0100			
	1.5 m	0150			
	2.0 m	0200			
	<b>Your article no.</b>				
	The composition of your article number is explained on page 2	<div style="display: flex; align-items: center; gap: 10px;"> <div style="border: 1px solid black; padding: 5px; text-align: center;"> <b>7 0 0 0</b> Murrelektronik Standard         </div> <span>-</span> <div style="border: 1px solid black; width: 60px; height: 30px; text-align: center;">           - - - -         </div> <span>-</span> <div style="border: 1px solid black; width: 60px; height: 30px; text-align: center;">           - - -         </div> <div style="border: 1px solid black; width: 60px; height: 30px; text-align: center;">           - - - -         </div> </div>			
		<b>1</b>	<b>Form</b>	<b>2</b>	<b>Cable type</b>
		<b>3</b>	<b>Cable length</b>		
<b>Notes</b>	Further cable lengths on request.				

Description		Art.-No.
	<b>male M12, field-wireable</b> straight, A-coded, 5-pole, shielded, for wire diameter 6...8 mm	7000-13321-000 0000
	<b>female M12, field-wireable</b> straight, A-coded, 5-pole, shielded, for wire diameter 6...8 mm	7000-13401-000 0000
	<b>male M12, field-wireable</b> 90°, A-coded, 5-pole, shielded, for wire diameter 6...8 mm	7000-13361-000 0000
	<b>female M12, field-wireable</b> 90°, A-coded, 5-pole, shielded, for wire diameter 6...8 mm	7000-13441-000 0000
	<b>terminator M12 for DeviceNet</b> straight, A-coded, 5-pole	7000-13461-000 0000
	<b>switch cabinet entry system M12</b> straight, A-coded, 5-pole, shielded	7000-42111-000 0000
	<b>flange plug connector M12, male, pre-wired 0.2 m</b> straight, A-coded, 5-pole	7000-13521-972 0020
	<b>flange plug connector M12, female, pre-wired 0.2 m</b> straight, A-coded, 5-pole	7000-13561-972 0020
	<b>terminator 7/8" for DeviceNet and CANopen, screw fixing</b> 5-pole	7000-78301-000 0000
	<b>DeviceNet - CANopen cable, 100 m</b>	7000-00000-803 9999
	<b>CANopen connector set, IP20</b> interface: SUB-D, 9-pole female	55760

# Round plug connector

Field bus cables

M12  
with open ended wires

B-coded



male  
straight, shielded



male  
90°, shielded



1	Form	No.	1 4 2 4 1	1 4 2 5 1
	Suppression/Circuit diagram	5-pole		5-pole
	Contact layout			
2	Cable type	Jacket color	Jacket color	Jacket color
	Wire diameter 0.25 mm <sup>2</sup> PUR, suitable for drag chains	violet 799	violet 799	violet 799
3	Cable length			
	1.5 m	0150		
	3.0 m	0300		
	5.0 m	0500		
	7.5 m	0750		
	10.0 m	1000		
	Your article no.	<div style="display: flex; align-items: center; gap: 10px;"> <div style="border: 1px solid gray; padding: 5px;">7 0 0 0</div> <span>-</span> <div style="border: 1px solid gray; width: 60px; height: 30px;"></div> <span>-</span> <div style="border: 1px solid gray; width: 60px; height: 30px;"></div> <div style="border: 1px solid gray; width: 60px; height: 30px;"></div> </div>		
	The composition of your article number is explained on page 2	<div style="display: flex; align-items: center; gap: 10px;"> <div style="border: 1px solid gray; padding: 5px;">Murrelektronik Standard</div> </div>		
		1	2	3
		Form	Cable type	Cable length
Notes	Further cable lengths on request.			

# Round plug connector

Field bus cables

M12  
with open ended wires

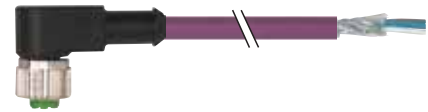
B-coded



female  
straight, shielded



female  
90°, shielded



<b>1</b>	<b>Form</b>	<b>No. 1 4 2 6 1</b>	<b>1 4 2 7 1</b>
	<b>Suppression/Circuit diagram</b>	5-pole	5-pole
	<b>Contact layout</b>		
<b>2</b>	<b>Cable type</b>	<b>Jacket color</b>	<b>Jacket color</b>
	Wire diameter 0.25 mm <sup>2</sup> PUR, suitable for drag chains	violet 799	violet 799
<b>3</b>	<b>Cable length</b>		
	1.5 m	0150	
	3.0 m	0300	
	5.0 m	0500	
	7.5 m	0750	
	10.0 m	1000	
<b>Your article no.</b>			
The composition of your article number is explained on page 2	<b>7 0 0 0</b> - <span style="border: 1px solid gray; padding: 2px;">- - - -</span> - <span style="border: 1px solid gray; padding: 2px;">- - -</span> <span style="border: 1px solid gray; padding: 2px;">- - - -</span>		
	Murrelektronik Standard		
	<b>1</b> Form	<b>2</b> Cable type	<b>3</b> Cable length
<b>Notes</b>	Further cable lengths on request.		

# Round plug connector

Field bus cables

M12 - M12  
connection cables

B-coded




male  
straight, shielded





female  
straight, shield.

male  
90°, shielded

female  
90°, shielded



1	Form	No. <b>4 4 0 5 1</b>	<b>4 4 0 6 1</b>
	Suppression/Circuit diagram	5-pole	5-pole
	Contact layout		
2	Cable type	Jacket color	Jacket color
	Wire diameter 0.25 mm <sup>2</sup> PUR, suitable for drag chains	violet 799	violet 799
3	Cable length		
	1.5 m	0150	
	3.0 m	0300	
	5.0 m	0500	
	7.5 m	0750	
	10.0 m	1000	
	Your article no.	<div style="display: flex; align-items: center; gap: 10px;"> <div style="border: 1px solid black; padding: 5px;">7 0 0 0</div> <span>-</span> <div style="border: 1px solid black; padding: 5px;">- - - -</div> <span>-</span> <div style="border: 1px solid black; padding: 5px;">- - - -</div> <div style="border: 1px solid black; padding: 5px;">- - - -</div> </div> <p>Murrelektronik Standard</p>	
	The composition of your article number is explained on page 2	1	2
		Form	Cable type
			3
			Cable length
	Notes	Further cable lengths on request.	

Description	Art.-No.
	<p><b>Interbus male M12, field-wireable</b> straight, B-coded, 5-pole, shielded, for wire diameter 6...8 mm</p> <p>7000-14001-000 0000</p>
	<p><b>Interbus female M12, field-wireable</b> straight, B-coded, 5-pole, shielded, for wire diameter 6...8 mm</p> <p>7000-14021-000 0000</p>
	<p><b>Interbus switch cabinet entry system M12</b> straight, B-coded, 5-pole, shielded</p> <p>7000-44111-000 0000</p>
	<p><b>Interbus flange plug connector M12, female, pre-wired 0.2 m</b> straight, B-coded, 5-pole</p> <p>7000-14121-975 0020</p>
	<p><b>Interbus flange plug connector M12, female, pre-wired 0.2 m</b> straight, B-coded, 5-pole</p> <p>7000-14161-975 0020</p>
	<p><b>Interbus-cable, 100 m</b></p> <p>7000-00000-799 9999</p>
	<p><b>Interbus connectorset</b> SUB-D, 9-pole, pin and female for field wiring</p> <p>55799</p>
	<p><b>Interbus-cable, 0.3 m</b> wired with 2 SUB-D connectors</p> <p>55775</p>

# Round plug connector

Field bus cables  
M12  
with open ended wires  
D-coded

male  
straight, shielded



## Ethernet CAT 5

<b>1</b>	<b>Form</b>	<b>No.</b>	<b>1 4 5 4 1</b>
	Suppression Circuit diagram	4-pole	
	Contact layout		
<b>2</b>	<b>Cable type</b>	<b>Jacket color</b>	
	Wire diameter 0.34 mm <sup>2</sup> PUR, suitable for drag chains, UL/CSA	<div style="background-color: #663399; color: white; padding: 5px; display: inline-block;">violet</div> <div style="background-color: #663399; color: white; padding: 5px; display: inline-block;">798</div>	
<b>3</b>	<b>Cable length</b>		
	1.5 m	0150	
	3.0 m	0300	
	5.0 m	0500	
	7.5 m	0750	
	10.0 m	1000	
	<b>Your article no.</b>		
	The composition of your article number is explained on page 2	<div style="display: flex; align-items: center; gap: 10px;"> <div style="border: 1px solid gray; padding: 5px; text-align: center;">7 0 0 0</div> <span>-</span> <div style="border: 1px solid gray; padding: 5px; text-align: center;">- - - -</div> <span>-</span> <div style="border: 1px solid gray; padding: 5px; text-align: center;">- - -</div> <div style="border: 1px solid gray; padding: 5px; text-align: center;">- - - -</div> </div> <p>Murrelektronik Standard</p>	
		<b>1</b>	<b>2</b>
		Form	Cable type
		<b>3</b>	<b>3</b>
		Cable length	Cable length
<b>Notes</b>			
		Further cable lengths on request.	

# Round plug connector

Field bus cables

M12 - M12  
connection cables

D-coded

male

straight, shielded

male


straight, shielded



Ethernet CAT 5

<b>1</b>	<b>Form</b>	<b>No.</b>	<b>4 4 5 1 1</b>
	Suppression/Circuit diagram	4-pole	
	Contact layout		
<b>2</b>	<b>Cable type</b>	<b>Jacket color</b>	
	Wire diameter 0.34 mm <sup>2</sup> PUR, suitable for drag chains, UL/CSA	violet 798	
<b>3</b>	<b>Cable length</b>		
	1.5 m	0150	
	3.0 m	0300	
	5.0 m	0500	
	7.5 m	0750	
	10.0 m	1000	
	<b>Your article no.</b>		
	The composition of your article number is explained on page 2	<div style="display: flex; align-items: center; gap: 10px;"> <div style="border: 1px solid gray; padding: 5px; text-align: center;">7 0 0 0</div> <span>-</span> <div style="border: 1px solid gray; padding: 5px; text-align: center;">- - - -</div> <span>-</span> <div style="border: 1px solid gray; padding: 5px; text-align: center;">- - - -</div> <div style="border: 1px solid gray; padding: 5px; text-align: center;">- - - -</div> </div> <p>Murrelektronik Standard</p>	
		<b>1</b>	<b>Form</b>
		<b>2</b>	<b>Cable type</b>
		<b>3</b>	<b>Cable length</b>
<b>Notes</b>	Further cable lengths on request.		



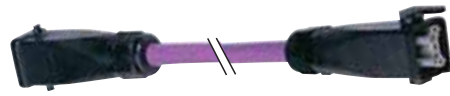
Description		Art.-No.
	<p><b>Ethernet male M12, CAT 5, field-wireable</b>                      straight, D-coded, 4-pole, shielded,                      for wire diameter 5.5...7.2 mm</p>	<p>7000-14521-000 0000</p>
	<p><b>Ethernet male RJ45, CAT 5, field-wireable</b>                      straight, 4-pole, IP20, shielded,                      for wire diameter 6.5...6.9 mm</p>	<p>7000-99051-000 0000</p>
	<p><b>Ethernet adapter M12/RJ45, CAT 5, female/female</b>                      straight, D-coded, 4-pole</p>	<p>7000-99052-000 0000</p>
	<p><b>Ethernet flange plug connector M12, CAT 5, female, pre-wired 0.2 m</b>                      straight, D-coded, 4-pole, shielded</p>	<p>7000-14501-976 0020</p>
	<p><b>Ethernet-cable, CAT 5, 100 m</b></p>	<p>7000-00000-79809999</p>
<p><b>Notes</b></p>		

# Round plug connector

Field bus cables  
connection cables  
Han-Brid®

male  
straight

female  
straight



ECOFAST®

1	Form	No.	33001	33011
Suppression			6-pole LWL	6-pole CU, shielded
Circuit diagram				
Contact layout			<p>male/female</p> <p>Data TD: LWL Data RD: LWL PIN 1: 24 V not switched PIN 2: 0 V corresponding to 1 PIN 3: 0 V corresponding to 4 PIN 4: 24 V switched</p>	<p>male/female</p> <p>Data A: CU Data B: CU PIN 1: 24 V not switched PIN 2: 0 V corresponding to 1 PIN 3: 0 V corresponding to 4 PIN 4: 24 V switched</p>
2	Cable type	Jacket color	Jacket color	
	2 x POF + 4 x 1.5 mm <sup>2</sup> PUR	violet 963		
	2 x 0.34 + 4 x 1.5 mm <sup>2</sup> PUR			violet 964
	Han-Brid® terminator	Art.-No. 7000-33021-000 0000		
3	Cable length			
	2.0 m	0200		
	5.0 m	0500		
	10.0 m	1000		
	15.0 m	1500		
Your article no.				
The composition of your article number is explained on page 2		<div style="display: flex; align-items: center; gap: 10px;"> <div style="border: 1px solid black; padding: 5px; text-align: center;"> <b>7 0 0 0</b> Murrelektronik Standard         </div> <div style="font-size: 2em;">-</div> <div style="border: 1px solid black; width: 60px; height: 30px; background-color: #cccccc;"></div> <div style="font-size: 2em;">-</div> <div style="border: 1px solid black; width: 60px; height: 30px; background-color: #cccccc;"></div> <div style="border: 1px solid black; width: 60px; height: 30px; background-color: #cccccc;"></div> </div>		
		1	2	3
		Form	Cable type	Cable length
Notes				
		Further cable lengths on request. Han-Brid® is a registered trademark of HARTING KGaA. ECOFAST® is a registered trademark of Siemens		

# Round plug connector

connection cables

M12 - M12  
for MASI67 converter

male  
straight

female  
straight



Approvals: cULus

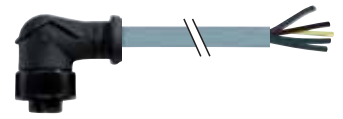
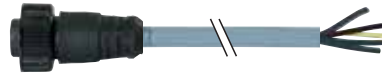
<b>1</b>	<b>Form</b>	<b>No.</b>	<b>4 0 0 2 1</b>		
	Suppression/Circuit diagram	4-pole			
	Contact layout				
<b>2</b>	<b>Cable type</b>	<b>Wire diameter 0.34 mm<sup>2</sup></b>	<b>Jacket color</b>		
		PVC	yellow		
		PUR/PVC	014		
		PUR, UL/CSA-listed-approved	024		
		robot cable (irradiated)	034 DESINA*		
			054 DESINA*		
<b>3</b>	<b>Cable length</b>				
		0.3 m	0030		
		0.6 m	0060		
		1.0 m	0100		
		1.5 m	0150		
		2.0 m	0200		
	<b>Your article no.</b>				
	The composition of your article number is explained on page 2	<div style="display: flex; align-items: center; gap: 10px;"> <div style="border: 1px solid black; padding: 5px; text-align: center;"> <b>7 0 0 0</b> Murrelektronik Standard         </div> <span>-</span> <div style="border: 1px solid black; width: 60px; height: 30px; background-color: #d3d3d3;"></div> <span>-</span> <div style="border: 1px solid black; width: 60px; height: 30px; background-color: #d3d3d3;"></div> <div style="border: 1px solid black; width: 60px; height: 30px; background-color: #d3d3d3;"></div> </div>			
		<b>1</b>	<b>Form</b>	<b>2</b>	<b>Cable type</b>
		<b>3</b>	<b>Cable length</b>		
<b>Notes</b>	Further cable lengths on request.				

# Round plug connector

7/8" with open ended wires

female straight

female 90°



Approvals: cULus

1	Form	No.	78001	78021	78051
Suppression			4-pole power cable	5-pole power cable	5-pole power cable
Circuit diagram					
Contact layout			<p>female</p>	<p>female</p>	<p>female</p>
2	Cable type	Jacket color	Jacket color	Jacket color	Jacket color
	Wire diameter 1.5 mm <sup>2</sup> PUR, suitable for drag chains PUR, suitable for drag chains, UL/CSA	gray 950 -	gray - 961	gray - 961	gray - 961
3	Cable length				
	1.5 m	0150			
	3.0 m	0300			
	5.0 m	0500			
	7.5 m	0750			
	10.0 m	1000			
	Your article no.				
	The composition of your article number is explained on page 2				
		1 Form		2 Cable type	
				3 Cable length	
Notes	Further cable lengths on request.				

# Round plug connector

field-wireable

7/8"  
with screw terminals

male  
straight



Approvals: e

1	Form	No.	78061	78081	78101	
	Suppression/Circuit diagram		4-pole	5-pole	5-pole	
	Clamping range		6...9.5 mm	6...9.5 mm	10...12 mm	
	Contact layout		<p>male</p>	<p>male</p>	<p>male</p>	
<b>Technical data</b>						
	Supply voltage		250 V AC/DC			
	Current per contact		max. 9 A			
	Connection		screw terminals			
	Connection diameter		max. 1.5 mm <sup>2</sup>			
	Protection		IP67 when plugged and screwed down (EN 60529)			
	Temperature range		-40...+85 °C			
<b>Your article no.</b>						
	The composition of your article number is explained on page 2		<b>7 0 0 0</b> - <b>---</b> - <b>0 0 0</b> <b>0 0 0 0</b> Murrelektronik Standard			
			<b>1 Form</b>			
<b>Notes</b>						

# Round plug connector

field-wireable

7/8"  
with screw terminals

male  
90°



Approvals: cULus

1	<b>Form</b>	<b>No.</b>	<b>7 8 1 4 1</b>			
	Suppression/Circuit diagram	5-pole				
	Clamping range	6...9.5 mm				
	Contact layout					
<b>Technical data</b>						
	Supply voltage	250 V AC/DC				
	Current per contact	max. 9 A				
	Connection	screw terminals				
	Connection diameter	max. 1.5 mm <sup>2</sup>				
	Protection	IP67 when plugged and screwed down (EN 60529)				
	Temperature range	-40...+85 °C				
<b>Your article no.</b>						
	The composition of your article number is explained on page 2	<div style="display: flex; align-items: center; justify-content: center; gap: 10px;"> <div style="border: 1px solid black; padding: 5px; text-align: center;">7 0 0 0</div> <span>-</span> <div style="border: 1px solid black; padding: 5px; text-align: center;">- - - - -</div> <span>-</span> <div style="border: 1px solid black; padding: 5px; text-align: center;">0 0 0</div> <div style="border: 1px solid black; padding: 5px; text-align: center;">0 0 0 0</div> </div> <p style="margin-top: 5px;"><b>Murrelektronik Standard</b></p>				
		1 Form				
<b>Notes</b>						

# Round plug connector

field-wireable

7/8"  
with screw terminals

female  
straight



Approvals:

1	Form	No.	78181	78201	78221	
	Suppression/Circuit diagram		4-pole	5-pole	5-pole	
	Clamping range		6...9.5 mm	6...9.5 mm	10...12 mm	
	Contact layout		<p>female</p>	<p>female</p>	<p>female</p>	
<b>Technical data</b>						
	Supply voltage		250 V AC/DC			
	Current per contact		max. 9 A			
	Connection		screw terminals			
	Connection diameter		max. 1.5 mm <sup>2</sup>			
	Protection		IP67 when plugged and screwed down (EN 60529)			
	Temperature range		-40...+85 °C			
<b>Your article no.</b>						
	The composition of your article number is explained on page 2		<b>7 0 0 0</b> - <b>---</b> - <b>0 0 0</b> <b>0 0 0 0</b>			
			Murrelektronik Standard			
				<b>1</b> Form		
<b>Notes</b>						

# Round plug connector

field-wireable

7/8"  
with screw terminals

female  
90°



Approvals:

<b>1</b>	<b>Form</b>	<b>No.</b>	<b>7 8 2 6 1</b>		
	Suppression/Circuit diagram	5-pole			
	Clamping range	6...9.5 mm			
	Contact layout	<p>female</p>			
<b>Technical data</b>					
	Supply voltage	250 V AC/DC			
	Current per contact	max. 9 A			
	Connection	screw terminals			
	Connection diameter	max. 1.5 mm <sup>2</sup>			
	Protection	IP67 when plugged and screwed down (EN 60529)			
	Temperature range	-40...+85 °C			
<b>Your article no.</b>					
	The composition of your article number is explained on page 2	<div style="display: flex; align-items: center; justify-content: center;"> <div style="border: 1px solid black; padding: 2px; margin: 0 5px;">7</div> <div style="border: 1px solid black; padding: 2px; margin: 0 5px;">0</div> <div style="border: 1px solid black; padding: 2px; margin: 0 5px;">0</div> <div style="border: 1px solid black; padding: 2px; margin: 0 5px;">0</div> <span style="margin: 0 10px;">-</span> <div style="border: 1px solid black; padding: 2px; margin: 0 5px;">- <span style="margin: 0 10px;">-</span> <div style="border: 1px solid black; padding: 2px; margin: 0 5px;">0</div> <div style="border: 1px solid black; padding: 2px; margin: 0 5px;">0</div> <div style="border: 1px solid black; padding: 2px; margin: 0 5px;">0</div> <span style="margin: 0 10px;">-</span> <div style="border: 1px solid black; padding: 2px; margin: 0 5px;">0</div> <div style="border: 1px solid black; padding: 2px; margin: 0 5px;">0</div> <div style="border: 1px solid black; padding: 2px; margin: 0 5px;">0</div> <div style="border: 1px solid black; padding: 2px; margin: 0 5px;">0</div> </div> <p style="margin-top: 5px;"><b>Murrelektronik Standard</b></p> </div>			
		<b>1</b>	<b>Form</b>		
<b>Notes</b>					



# Round plug connector

connection cables

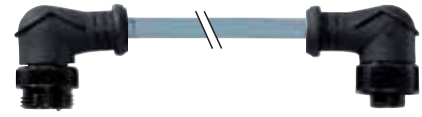
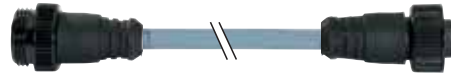
7/8" - 7/8"

male  
straight

female  
straight

male  
90°

female  
90°



Approvals: US

1 Form		No. 50021	50051		
Suppression		5-pole power cable		5-pole power cable	
Circuit diagram					
Contact layout					
2 Cable type		Jacket color		Jacket color	
Wire diameter 1.5 mm <sup>2</sup> PUR, suitable for drag chains, UL/CSA		gray 961		gray 961	
3 Cable length					
0.3 m		0030			
0.6 m		0060			
1.0 m		0100			
1.5 m		0150			
2.0 m		0200			
Your article no.					
The composition of your article number is explained on page 2					
		1 Form		2 Cable type	
				3 Cable length	
Notes		Further cable lengths on request.			

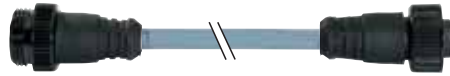
# Round plug connector

connection cables

7/8" - 7/8"

male  
straight

female  
straight



Approvals:

<b>1</b>	<b>Form</b>	<b>No. 50001</b>		
	Suppression	4-pole power cable		
	Circuit diagram			
	Contact layout			
<b>2</b>	<b>Cable type</b>	<b>Jacket color</b>		
	Wire diameter 1.5 mm <sup>2</sup> PUR, suitable for drag chains	gray 950		
<b>3</b>	<b>Cable length</b>			
	0.3 m	0030		
	0.6 m	0060		
	1.0 m	0100		
	1.5 m	0150		
	2.0 m	0200		
	<b>Your article no.</b>			
	The composition of your article number is explained on page 2			
		<b>7 0 0 0</b> Murrelektronik Standard	[ ]	[ ]
		<b>1</b>	<b>2</b>	<b>3</b>
		Form	Cable type	Cable length
<b>Notes</b>	Further cable lengths on request.			

Description	Art.-No.
	<p><b>T-coupler 7/8"-7/8", male/female</b> 5-pole, 1:1 wiring</p> <p style="text-align: right;">7000-50061-000 0000</p>
	<p><b>Power distributor PD4 7/8"</b> 4-pole Industrial connector 24+PE onto 4 x 7/8" female, 4-pole</p> <hr/> <p><b>Powerverteiler PD4 – 7/8"</b> 5-pole Industrial connector 24+PE onto 4 x 7/8" female, 5-pole</p>
	<p><b>protection cap 7/8" for empty plugs</b></p> <p style="text-align: right;">55390</p>
	<p><b>power cable 7/8", PUR, 5 x 1.5 mm<sup>2</sup>, UL approved</b> outer diameter 8.7 mm, 50 m</p> <p style="text-align: right;">7000-00000-961 5000</p>
<p><b>Notes</b></p>	

## Audibly sealed - M12 dynamometric screw drive

- No more sore fingers!
- Tight connections right up to the last connector, even with fully loaded distribution boxes!
- Just turn until you hear the click!



## Simple and safe!

The practical dynamometric screw driver connects all Murrelektronik M12 connectors simply and tightly, leaving no room for error.



### Ordering data

Dynamometric screw driver set M12

### Art.-No.

7000-99102-000000





Murrelektronik GmbH | Falkenstraße 3, D-71570 Oppenweiler | Postfach 1165, D-71567 Oppenweiler  
Fon +49 (0) 71 91 47-0 | Fax +49 (0) 71 91 47-130 | eMail [info@murrelektronik.com](mailto:info@murrelektronik.com) | [www.murrelektronik.com](http://www.murrelektronik.com)



The information contained in this brochure is deemed to be accurate and up to date. Murrelektronik accepts no liability for any changes made to the products or information contained in this brochure. | Issue 11\_05 EN | Art.-No. 9881002