


## Data sheet | Item number: 211-821

Marker card; for Smart Printer; for use in nozzles; Length: 23 mm; white

[www.wago.com/211-821](http://www.wago.com/211-821)



### Data

#### Technical Data

Marking	plain
Marking	plain
Packing	2,500 markers/reel
Marking device	Smart Printer (Thermal Transfer Printer)

#### Geometrical Data

Depth	0.26 mm
Marking surface	4 x 23 mm

#### Mechanical data

Mounting type	Insertion
Smear resistance	smear resistant in combination with ink ribbon 258-5005

Subject to changes.

WAGO Kontakttechnik GmbH & Co. KG  
Hansastr. 27  
32423 Minden  
Phone: +49571 887-0 | Fax: +49571 887-169  
Email: [info.de@wago.com](mailto:info.de@wago.com) | Web: [www.wago.com](http://www.wago.com)

Do you have any questions about our products?  
We are always happy to take your call at +49 (571) 887-44222.

## Material Data

Color	white
Material	PET
Halogen-free	Yes
Weight	220 g

## Environmental Requirements









Surrounding air (storage) temperature	10 ... 22 °C
Relative humidity	40 ... 50 %

## Commercial data

Product Group	2 (Terminal Block Accessories)
Packaging type	BOX
Country of origin	DE
GTIN	4050821675006
Customs Tariff No.	39269092900

## Compatible products

### Marking accessories

	<b>Item no.: 211-823</b> Nozzles; Length: 23 mm; For the use of 211-821; halogen-free; Cable outer diameter: 1.4 ... 5.0 mm	<a href="http://www.wago.com/211-823">www.wago.com/211-823</a>
	<b>Item no.: 211-824</b> Nozzles; Length: 23 mm; For the use of 211-821; halogen-free; Cable outer diameter: 5.0 ... 11.0 mm	<a href="http://www.wago.com/211-824">www.wago.com/211-824</a>
	<b>Item no.: 211-829</b> Nozzles; Length: 23 mm; For the use of 211-821; halogen-free	<a href="http://www.wago.com/211-829">www.wago.com/211-829</a>
	<b>Item no.: 211-922</b> Nozzles; Length: 23 mm; For the use of 211-821; halogenated; Cable outer diameter: 1.5 ... 2.5 mm	<a href="http://www.wago.com/211-922">www.wago.com/211-922</a>
	<b>Item no.: 211-923</b> Nozzles; Length: 23 mm; For the use of 211-821; halogenated; Cable outer diameter: 2.0 ... 4.0 mm	<a href="http://www.wago.com/211-923">www.wago.com/211-923</a>
	<b>Item no.: 211-924</b> Nozzles; Length: 23 mm; For the use of 211-821; halogenated; Cable outer diameter: 4.0 ... 7.0 mm	<a href="http://www.wago.com/211-924">www.wago.com/211-924</a>
	<b>Item no.: 211-925</b> Nozzles; Length: 23 mm; For the use of 211-821; halogenated; Cable outer diameter: 6.0 ... 10.0 mm	<a href="http://www.wago.com/211-925">www.wago.com/211-925</a>
	<b>Item no.: 211-926</b> Nozzles; Length: 23 mm; For the use of 211-821; halogenated; Cable outer diameter: 10.0 ... 14.0 mm	<a href="http://www.wago.com/211-926">www.wago.com/211-926</a>

Subject to changes.



Item no.: 211-927

Nozzles; Length: 23 mm; For the use of 211-821; halogenated; Cable outer diameter: 14.0 ... 22.0 mm

[www.wago.com/211-927](http://www.wago.com/211-927)



Item no.: 258-5000

Thermal transfer printer; Smart Printer; for complete control cabinet marking; 300 dpi

[www.wago.com/258-5000](http://www.wago.com/258-5000)

## Downloads

### Documentation

#### Additional Information

211-821, Information on handling print material

V002.08.2017

pdf  
1.6 MB

Download

## Installation Notes


### Marking



Remove the printed marker from the reel.



Slide the marker into the marking sleeve receptacle. Exchanging the marker is also possible after the conductor has been terminated.



Slide the marker through the marker slot up to the end of the sleeve.

Subject to changes.



Then remove the rest of the card by twisting it off.

Subject to changes.